



***February 2023***

Waterproofing Pricing



1-866-327-0007

info@getecp.com




www.getecp.com

EARTH CONTACT PRODUCTS

# ECP Waterproofing

Crawl Space Encapsulation	pg 1-3
Vapor Barrier	
Tapes	
Dehumidifiers	
Dehumidifier Accessories	
Sump Basins and Accessories	pg 4
Perforated and Non-Perforated Pit	
Pit Extension	
Crawl Space Pit	
Sump Pumps	pg 5-7
Primary/Backup Combo Systems	
Primary Pumps	
Backup Pump Systems	
Batteries	
Accessories	
Interior Drainage	pg 8
Water Channel	
SDS Drain Pipe	
Drain Pipe and Fittings	pg 9
EZ Flow Gravel-Free French Drain System	
Crack Injection	pg 10-11
Injection Epoxy	
Injection Polyurethane	
Paste Epoxy	
Injection Accessories	
Dispensing Gun	
Surface Drainage	pg 12-13
Pop-up Emitters	
Catch Basins	
Square and Round Grates	
Bubblers	
Downspout Adapters	
Drywell and Channel Drain	pg 14
Sub-Surface Drainage	pg 15-16
Dimple Board	
Waterproofing Membrane	
Strip Drain	
Carbon Fiber Repair	pg 17-18
Bowling Wall Laminate and Fabric	
Wall and Floor Crack Repair	
Sump Pump Calculations	pg 19
Notes	pg 20-21

# Crawl Space Encapsulation

<i>ECP Product #</i>	<i>Description</i>	<i>Each Price</i>	<i>Quantity Price</i>	<i>Packaging</i>
 WTR-CVB-124	Crawl Space Vapor Barrier – 12 mil, two sheets of high strength virgin polyethylene film laminated together with a third layer of molten polyethylene. 4' x 200' roll.	1-2 rolls \$215.00		7+ rolls \$195.00
 WTR-CVB-126	Crawl Space Vapor Barrier – 12 mil, two sheets of high strength virgin polyethylene film laminated together with a third layer of molten polyethylene. 6' x 100' roll.	1-2 rolls \$163.00	3-6 rolls \$153.00	7+ rolls \$143.00
 WTR-CVB-128	Crawl Space Vapor Barrier – 12 mil, two sheets of high strength virgin polyethylene film laminated together with a third layer of molten polyethylene. 8' x 100' roll.	1-2 rolls \$215.00		7+ rolls \$195.00
 WTR-CVB-12	Crawl Space Vapor Barrier – 12 mil, two sheets of high strength virgin polyethylene film laminated together with a third layer of molten polyethylene. 12' x 100' roll.	1-2 rolls \$310.00	3-6 rolls \$300.00	7+ rolls \$280.00
 WTR-CVB-20	Crawl Space Vapor Barrier – 20 mil, consists of virgin outer layers of high strength polyethylene film laminated together with hot molten polyethylene. 12' x 100' roll.	1-6 rolls \$510.00		7+ rolls \$445.00
 WTR-CVB-4	Vapor Barrier Seam Tape - 4"x 180' white poly seam tape.	1-11 rolls \$27.60	12+ rolls \$19.00	12/case
 WTR-CVF-100	Mechanical fasteners used to attach vapor barrier membrane to the crawl space or basement wall, 1" thumb push fasteners.	\$0.10 each	\$10.00/box of 100	each
 WTR-CVB-VC	Crawl Space Vent Cover – closes 8" x 16" vent opening. Black.	\$11.20 each	20+ \$10.00	each
 WTR-CVB-BT	2"x75' double side butyl tape	\$27.80 each		each

# Santa Fe

<i>ECP Product #</i>	<i>Description</i>	<i>Each Price</i>	<i>Quantity Price</i>	<i>Packaging</i>
 WTR-SFD-110	Santa Fe Classic - 110 pints/day, sized for spaces up to 2500 SF. 10' power cord and 8' drain hose.	\$1660.50 each	3+ \$1561.50	each
 WTR-SFD-70	Santa Fe Compact 70 - 70 pints/day, sized for spaces up to 1600 SF. 9' power cord and 8' drain hose.	\$1010.80 each	3+ \$935.50	each
 WTR-SFD-90	Santa Fe Advanced 90 - 90 pints/day, sized for spaces up to 2200 SF. 9' power cord and 8' drain hose.	\$1355.40 each	3+ \$1255.00	each
 WTR-SFD-HK	Dehumidifier Hang Kit - This kit allows the Santa Fe Compact to be hung in the joist space.	\$76.50 each	\$76.50 each	each
 WTR-SFD-PK	Dehumidifier Pump Kit - Installed with a dehumidification system when condensation needs to be pumped to drain.	\$109.40 each	\$109.40 each	each
WTR-SFD-FIL-CO	Santa Fe Compact Dehumidifier Filters 12-Pack.	\$193.75 each		each
WTR-SFD-FIL	Santa Fe Advanced Dehumidifier Filters 12-Pack.	\$159.25 each		each
 WTR-SFD-FILC	Santa Fe Classic Dehumidifier Filters 12-Pack.	\$188.75 each		each

# Aprilaire

<i>ECP Product #</i>	<i>Description</i>	<i>Each Price</i>	<i>Quantity Price</i>	<i>Packaging</i>
 WTR-AAD-70	Aprilaire 1820, 70 ppd dehumidifier crawlspace model	\$1124.75 each	3+ \$1004.25	each
 WTR-AAD-100	Aprilaire 1850, 100 ppd dehumidifier crawlspace and basement model	\$1372.00 each	3+ \$1225.00	each
 WTR-AAD-HK	Aprilaire hang kit	\$72.90 each	3+ \$65.10	each
 WTR-AAD-PK	Condensate pump Kit	\$109.30 each	3+ \$97.60	each
 WTR-AAD-WIFI	Wi-Fi module for Aprilaire dehumidifiers	\$245.30 each	3+ \$219.00	each
WTR-AAD-PKB	Bracket kit for Condensate pump	\$25.15 each	3+ \$22.45	each







# Sump Basins

ECP Product #	Description	Each Price	Quantity Price	Packaging
 WTR-SPP	Sump Basin – perforated. Patented “bell” design allows more water into basin before pump is activated. 26" tall, 18" diameter at top and 24" diameter at bottom. Clear lid included. Radon approved.	1-5, \$120.40	6+ \$111.75	12+ \$107.50
 WTR-SPN	Sump Basin – Non-perforated. Patented “bell” design allows more water into basin before pump is activated. 26" tall, 18" diameter at top and 24" diameter at bottom. Clear lid included. Radon approved.	1-5, \$120.40	6+ \$111.75	12+ \$107.50
 WTR-SPC	Craw I Space Sump Pit – 16" tall pit that can be used in crawl spaces or installs requiring a shallow pit. Clear lid included.	1-5, \$88.85	6+ \$79.35	12+ \$76.00
 WTR-SPE	Sump Basin Extension – 12" extension for our sump basin. Bolted with rubber gasket for tight, sealed connection with basin.	1-5, \$41.25	6+ \$36.80	24+ \$33.65
 WTR-SPP-22	Sump Basin – perforated Black 22" tall X 18" diameter. 20gal capacity.	1-7, \$47.25	8+ \$42.20	
 WTR-SPL-22	Sump Basin Lid – Solid lid for 20 gal sump basin.	1-7, \$30.50	8+ \$27.25	
 WTR-SPL-22S	Sump Basin Lid – Slotted lid for 20 gal sump basin.	1-7, \$18.95	8+ \$16.90	
 WTR-SPS-22	Sump Basin Seal – 1 Lid seal for 20 gal sump basin.	1-7, \$7.20	8+ \$6.45	
 WTR-SPS-SS	Sump Basin Seal Kit – Lid seal, cord grommet, pipe grommet. Everything you need to fully seal the 20 gal sump basin.	1-7, \$24.65	8+ \$22.00	
 WTR-SPS-22CG	Sump Basin Cord grommet.	1-7, \$6.25	8+ \$5.60	

# Sump Pumps





<i>ECP Product #</i>	<i>Description</i>	<i>Each Price</i>	<i>Quantity Price</i>	<i>Packaging</i>
 <p>WTR-BSP-100 (PS-C11)</p>	Sump Pump-Backup Pump Combo – 1/3 hp, 2770 GPH @ 10' head, primary. 1000 GPH @ 10' head, battery operated, backup pump. 3 yr warranty.	\$421.25		Each
 <p>WTR-BSP-200 (PS-C22)</p>	Sump Pump-Backup Pump Combo – 1/3 hp, 2770 GPH @ 10' head, primary. 1850 GPH @ 10' head, battery operated, backup pump. 3 yr warranty.	\$507.70		Each
 <p>WTR-BSP-300 (PS-C33)</p>	Sump Pump-Backup Pump Combo – 1/3 hp, 3000 GPH @ 10' head, primary. 2400 GPH @ 10' head, battery operated, backup pump. 4 yr warranty.	\$819.65		Each
 <p>WTR-BUP-17 (PHCC-1000)</p>	Battery Backup Sump Pump System – 1000 GPH capacity @ 10' head, automatic operation when power goes out, continuous monitoring of battery and pump. 3 yr warranty.	\$187.40		Each
 <p>WTR-BUP-29 (PHCC-1850)</p>	Battery Backup Sump Pump System – 1850 GPH capacity @ 10' head, automatic operation when power goes out, continuous monitoring of battery and pump. 3 yr warranty.	\$310.15		Each
 <p>WTR-BUP-40 (PHCC-2400)</p>	Battery Backup Sump Pump System – 2400 GPH capacity @ 10' head, automatic operation when power goes out, continuous monitoring of battery and pump. 3 yr warranty.	\$577.55		Each

# Sump Pumps

ECP Product #	Description	Each Price	Quantity Price	Packaging
 WTR-BSP-53 (CIS-33V)	Primary Sump Pump – Cast Iron 1/3 hp 3200 GPH @ 10' head. Max head 24'. Will pass 1/2" Solids. 3 yr warranty.	\$124.85		Each
 WTR-BSP-46 (ST1033)	Primary Sump Pump – 1/3 hp, 2770 GPH @ 10' head, max head 31', 10' cord, 3 yr warranty.	\$151.75		Each
 WTR-BSP-50 (S3033)	Primary Sump Pump – 1/3 hp, 3000 GPH @ 10' head, max head 30', 10' cord, 5 yr warranty. w/DFC 2.	\$238.25		Each
 WTR-BSP-50-1.5 (S3033)	Primary Sump Pump – 1/3 hp, 3000 GPH @ 10' head, max head 30', 10' cord, 5 yr warranty. w/DFC 1.5.	\$228.80		Each
 WTR-BSP-65 (S3050)	Primary Sump Pump – 1/2 hp, 3900 GPH @ 10' head, max head 33', 10' cord, 5 yr warranty. w/DFC 2.	\$294.25		Each
 WTR-BSP-S (SF2)	Sump Pump Stand – attachment for pump or combo pump, to keep pump from sitting on bottom of basin.	\$15.30		Each





# Backup Batteries/Pump Accessories

<i>ECP Product #</i>	<i>Description</i>	<i>Each Price</i>	<i>Quantity Price</i>	<i>Packaging</i>
 WTR-BAT-90 (B-1000)	Backup Battery – 12 VDC, 6 hours of continuous run time.	\$107.80	\$107.80	Each
 WTR-BAT-180 (B-2200)	Backup Battery – 12 VDC, 8-12 hours of continuous run time.	\$168.70	\$168.70	Each
 WTR-BAT-MF (B12-90)	Backup Battery – maintenance free, 12 VDC, 6.5-10 hours of continuous run time.	\$241.90	\$241.90	Each
 WTR-BAT-A (Z-PACK)	Battery Acid – needed for non-maintenance free batteries.	\$21.25	\$21.25	Each
 WTR-BWA (PWA)	Water Alarm – includes 6' of wire for remote sensor monitoring. For use in utility room, kitchen, bath and basement. Battery operated.	\$14.40	\$14.40	Each
 WTR-BSP-CV	1 ½" Check Valve – swing operated, white.	\$22.05	\$19.70	12/box
 WTR-BSP-CVP	Pro Series Check Valve - screws directly to any 1-1/2" pump discharge and has rubber connection to discharge pipe.	\$11.75	\$11.25	12/box
 WTR-BSP-FRZ	Sump Discharge Freeze Protector - 1 1/2" to 4" fitting, installed at ground level of discharge pipe, it allows water to be pumped even if the line is frozen or blocked.	\$22.80	\$20.35	Each
 WTR-BSP-WiFi	Sends emails or text notifications and status alerts to your phone, tablet or computer.	\$98.00	\$98.00	Each
 WTR-BSP-WS	High water sensor alarm	\$22.80	\$22.80	Each
 WTR-BSP-PSMP	Quick connect main pipe w/ check valve	\$20.45	\$20.45	Each

# Interior Drainage

ECP Product #	Description	Each Price	Quantity Price	Packaging
 WTR-SDS-WC	Water Channel - An interior basement floor drainage system for new construction and retrofitting. Creates a break between the footing and slab allowing water to pass freely. 8.5" wide, 6' long.	\$10.35 each	\$515.00/box	50/box
 WTR-SDS-WCLP	Low Profile Water Channel - An interior basement floor drainage system for new construction and retrofitting. Creates a break between the footing and slab allowing water to pass freely. 8.5" wide, 6' long.	\$8.90	\$320.00/box	36/box
 WTR-SDS-400	2.25" x 4" Rectangular shaped, perforated drain pipe. Comes in 6' lengths of rigid PVC construction.	\$9.60 each	\$8.55 each	120 pcs/pallet
 WTR-SDS-90	90° Elbow fitting for SDS drainage system. Rigid PVC construction.	\$5.45 each	\$4.95 each	36/box
 WTR-SDS-45	45° Elbow fitting for SDS drainage system. Rigid PVC construction.	\$16.15 each	\$14.40 each	12/box
 WTR-SDS-C	SDS Coupling Fitting - rigid PVC construction.	\$2.20 each	\$1.95 each	32/box
 WTR-SDS-O	SDS Outlet Fitting - allows connection of round pipe to SDS.	\$3.55 each	\$3.15 each	96/box
 WTR-SDS-CO	SDS Clean Out Assembly - Fitting installed to allow for service of system.	\$5.00 each	\$4.50 each	12/box
 WTR-SDS-CC	Cove channel – Seamless water channel drainage system for new construction and retrofitting. Creates a break between the footing and slab allowing water to pass freely. 250ft roll pre-scored for 5" x 10" angle.	\$200.00 each	\$170.00/ 8+ rolls	250' roll
 WTR-SDS-CJ	Cove channel cap – molded J channel gives finished look to the cove channel. ¼" x 8' pcs.	\$108.75 per box		75/box

# Drain Pipe and Fittings

<i>ECP Product #</i>	<i>Description</i>	<i>Each Price</i>	<i>Packaging</i>
 WTR-SDE-300	3" Corrugated Drain Pipe - surrounded by polystyrene aggregate and enclosed in a geotextile mesh. Pipe, aggregate and mesh in one.	\$6.85/FT	90'/bundle
 WTR-SDE-400	4" Corrugated Drain Pipe - surrounded by polystyrene aggregate and enclosed in a geotextile mesh. Pipe, aggregate and mesh in one.	\$10.60/FT	50'/bundle
 WTR-SDE-NP	Polystyrene aggregate and enclosed in a geotextile mesh.	\$10.35/FT	50'/bundle
 WTR-SDE-3C	3" Coupling - for corrugated drain pipe system.	\$5.30	60/box
 WTR-SDE-4C	4" Coupling - for corrugated drain pipe system.	\$7.30	36/box
 WTR-SDE-3EC	3" End Cap - for corrugated drain pipe system.	\$5.25	33/box
 WTR-SDE-4EC	4" End Cap - for corrugated drain pipe system.	\$8.90	21/box

# Crack Injection Resins

<i>ECP Product #</i>	<i>Description</i>	<i>Each Price</i>	<i>Quantity Price</i>	<i>Packaging</i>
 WTR-022-ECR	Epoxy Crack Paste – epoxy paste primarily used for sealing cracks prior to injection. Low odor, 30 minute set time, 22 oz dual tube cartridge.	\$23.90	\$23.90	12/case
 WTR-256-ECR	Epoxy Crack Paste – epoxy paste primarily used for sealing cracks prior to injection. Low odor, 30 minute set time, 2 gallon kit.	\$192.00/kit	\$192.00/kit	2 Gallon kit
 WTR-022-HYF	Hydrophilic Polyurethane Injection Resin – low viscosity, flexible. 22 oz dual tube cartridge.	\$22.80	\$22.80	12/case
 WTR-022-P1C	Polyurethane Injection Resin - low viscosity, one part, semi-flexible foam. 22 oz dual tube cartridge.	\$26.70	\$26.70	12/case
 WTR-022-ANC	Epoxy Anchoring Adhesive - Excellent ASA Epoxy mortar grout for patching and filling large cavity anchoring holes.	\$24.55	\$24.55	12/case
 WTR-016-ELV	Epoxy Injection Resin - low viscosity. 100% solids, two component, moisture insensitive, epoxy.	\$21.25	\$21.25	15/case
 WTR-016-EMV	Epoxy Injection Resin - medium, viscosity. 100% solids, two component, moisture insensitive, epoxy.	\$21.25	\$21.25	15/case
 WTR-016-EHV	Epoxy Injection Resin - high viscosity. 100% solids, two component, moisture insensitive, epoxy.	\$21.40	\$21.40	15/case

# Crack Injection Accessories

<i>ECP Product #</i>	<i>Description</i>	<i>Each Price</i>	<i>Quantity Price</i>	<i>Packaging</i>
 WTR-025-SM	Static Mixing Nozzle – ¼” mixing tube for lower viscosity resins.	\$2.10	\$2.10	12/bag
 WTR-050-SM	Static Mixing Nozzle – ½” mixing tube for higher viscosity resins.	\$2.10	\$2.10	12/bag
 WTR-025-N	Static Mixer Locking Nut – reusable nut used with ¼” or ½” static mixer nozzle.	\$0.75	\$0.75	12/bag
 WTR-025-P	Injection Surface Ports – for use with epoxy and polyurethane injection resins. 50/bag.	\$0.35	\$0.35	50/bag
 WTR-025-MGD	Manual Dispensing Gun – dual tube set up with ability to dispense 2:1 or 1:1 cartridge.	\$75.00	\$75.00	Each

# Surface Drainage

ECP Product #	Description	Each Price	Packaging	
	WTR-400-PUE	4" Pop-Up Emitter – center drive popup with spring retract, UV inhibitor, PVC 90° elbow with ¼" drain hole. 40 GPM.	\$31.60	20/case
	WTR-600-PUE	6" Pop-Up Emitter – center spring loaded drive pop-up with UV inhibitor. 100 GPM.	\$23.80	15/case
	WTR-400-GRA	4" Round Grate – structural foam polyolefin grate with UV inhibitor. Open surface area 3.85", 5.04 GPM. Green.	\$3.90	25/case
	WTR-600-GRA	6" Round Grate – structural foam polyolefin grate with UV inhibitor. Open surface area 9.10", 11.92 GPM. Green.	\$9.30	10/case
	WTR-400-ATR	4" Atrium Grate – flat top structural foam polyolefin atrium grate with UV inhibitors. Open surface area 17.00", 22.27 GPM. Green.	\$11.30	20/case
	WTR-601-CB	6" Round Catch Basin – one or two outlets, fits 3" or 4" sewer and drain pipe and 3" or 4" corrugated pipe. Black.	\$21.50	10/case
	WTR-090-CBK	9" x 9" Square Catch Basin Kit - Kit includes catch basin, grate, two outlets and one plug.	\$62.40	4/case
	WTR-120-CBK	12" x 12" Square Catch Basin Kit - Kit includes catch basin, grate, two outlets and one plug.	\$92.85	4/case

# Drainage Connection Fittings

<i>ECP Product #</i>	<i>Description</i>	<i>Each Price</i>	<i>Packaging</i>
 WTR-234-DSA	Downspout Adapter – PVC offset downspout adapter fits 2" x 3" downspout to 4" pipe. White.	\$9.90	30/case
 WTR-344-DSA	Downspout Adapter – PVC offset downspout adapter fits 3" x 4" downspout to 4" pipe. White.	\$15.85	25/case
 WTR-400-CBA	Basin Adapter – universal 4" adapter, fits 3" & 4" corrugated and sewer and drain pipe. For use with catch basins. Black.	\$6.40	20/case
 WTR-400-BLO	Basin Locking Outlet – 3" and 4" universal locking outlet. For use with catch basins. Black.	\$5.55	20/case
 WTR-400-BAP	Basin Adapter Plug – universal plug. For use with catch basins. Black.	\$4.60	20/case
 WTR-400-BO	Basin Outlet – universal 4" outlet, fits 3" & 4" corrugated and sewer and drain pipe. For use with catch basins. Black.	\$11.60	20/case

# Drywell and Channel Drain







<i>ECP Product #</i>	<i>Description</i>	<i>Each Price</i>	<i>Packaging</i>
 WTR-DW	Drywell System - structural foam, round drywell system. 24" diameter, 28.75" high, 49 gal. with 1.5" knockout leaching ports and 4.5" knockout inlet ports. Fits 4" pipe.	\$159.70	Each
 WTR-DWB	Drywell Bottom - 24" diameter with six 1.5" leaching ports and a 4.5" center knockout.	\$47.50	5/box
 WTR-DWI	Drywell Surface Inlet - 6" diameter grate with 4" inlet. 9" high.	\$50.55	8/box
 WTR-500-CD	5" Channel Drain Kit - high impact PVC grate and channel for light traffic. 39.75" long x 5" wide, includes 1 end cap and 1 end outlet. Bottom outlet fits 3" & 4" S&D fittings.	\$67.05	9/box
 WTR-300-CD	PVC Mini Channel - 3 1/16" wide x 6' long channel made for a 2 3/4" wide grate.	\$54.55	8/box
 WTR-300-GRA	Mini Channel Grate - 3' long pieces x 2 3/4" wide. 14.8 GPM per foot. ADA compliant / heel proof.	\$18.15	16/box
 WTR-345-GRA	Pre-Fabricated Mini Channel 45° Elbow - Grate Included.	\$34.40	10/box
 WTR-390-GRA	Pre-Fabricated Mini Channel 90° Elbow - Grate Included.	\$32.25	10/box
 WTR-300-C	Mini Channel Coupling - Used to connect two pieces of Mini Channel.	\$7.85	20/box
 WTR-300-EC	Mini Channel End Cap - Makes the end of the Mini Channel.	\$7.50	20/box
 WTR-300-O	Mini Channel Outlet.	\$16.50	10/box
 WTR-300-S	Stainless Steel Screws - FH #4 x 5/8". Used to attach grate to channel.	\$22.60	64/package



# Sub-Surface Exterior Waterproofing

ECP Product #	Description	Each Price	Quantity Price	Packaging
 WTR-DDB-HLM	MasterSeal HLM 5000 - one-component, moisture-curing, bitumen-modified polyurethane elastomeric waterproofing membrane for exterior below-grade or between-slab applications. 5 gallon bucket.	\$211.90/pail		5 gallon bulk price 55 gal drum/ \$1297.00
 WTR-DDB-MEM	Waterproofing Membrane - heavy-duty, elastomeric foundation waterproofing membrane. The added rubber polymers give a high degree of elongation to span foundation shrinkage cracks to protect the interior from water penetration.	\$77.65/pail	4+ pails \$70.65 ea	5 gallon
 WTR-DDB-250	Waterproofing Membrane - heavy-duty, elastomeric emulsion membrane that is applied to any poured wall foundation. Spray or roller applied. 250 gallon liquid tote.	\$2700.00/Tote		250 Gal Tote
 WTR-DDB-SUM	ArmorSheet 600 – Self adhering sheet membrane, 60 mil, suitable for installations where the ambient temperature is 40F or above. 215 sqft/roll.	\$198.15/Roll	\$176.90/Roll	20 rolls/pallet
 WTR-DDB-P	Water based primer for peel and stick membrane. 5 gallon bucket. Covers 1000 sqft.	\$188.00		5 gallon
 WTR-DDB-MAS	362 All Season Mastic – Heavy bodied trowel grade coating. Excellent for patching tie holes, filling honeycombed areas, and helping seal peel and stick membranes.	\$97.20		5 gallon
 WTR-DDB-TS	Waterproofing Membrane - 10 ft. aluminum termination strip for peel and stick membrane.	\$17.50		10ft Section



# Sub-Surface Exterior Waterproofing

<i>ECP Product #</i>	<i>Description</i>	<i>Each Price</i>	<i>Quantity Price</i>	<i>Packaging</i>
 WTR-DDB-400	Dimple Drainage Board With Fabric residential composite sheet drainage system, 4' x 50' rolls.	\$154.00/roll	\$137.50/roll	6/pallet
 WTR-DDB-800	Dimple Board Sheet Drain - 8' x 65.5' rolls (524 SF), without filter fabric.	\$276.20/roll	3+rolls \$260.00 ea	12/pallet
 WTR-SSD-600	6" Strip Drain - three dimensional, high flow, drainage core that is wrapped with a non-woven filter fabric. 6" wide x 165' long rolls, 1" thickness.	\$136.00roll	5+ rolls \$133.00 ea	16/pallet
 WTR-SSD-EO	6" Strip Drain End Out Connector - used to make the connection from 6" strip drain to 4" plastic pipe.	\$7.55	\$7.05	10/box
 WTR-SSD-S	6" Strip Drain Splice Connector - used to connect two sections of 6" strip drain.	\$7.05	\$6.85	10/box
 WTR-SSD-CF	6" Corner Fitting Connection - Used to make corner turns of two pieces of 6" strip drain.	\$6.75	\$6.50	10/box

# Carbon Fiber Repair

ECP Product #	Description	Each Price	Quantity Price	Packaging
 WTR-RCF-7	Components: (3) 7 Foot Carbon Fiber Straps (2) Tubes of Rhino Epoxy Adhesive (3) Sill Plate Brackets (3) Shear Pin Kits Bolts, washers, epoxy nozzle, gloves and instructions.	\$390.00	12+ \$373.75	each
 WTR-RCF-8	Components: (3) 8.5 Foot Carbon Fiber Straps (2) Tubes of Rhino Epoxy Adhesive (3) Sill Plate Brackets (3) Shear Pin Kits Bolts, washers, epoxy nozzle, gloves and instructions.	\$425.00	12+ \$406.75	each
 WTR-RCF-9	Components: (3) 9.5 Foot Carbon Fiber Straps (2) Tubes of Rhino Epoxy Adhesive (3) Sill Plate Brackets (3) Shear Pin Kits Bolts, washers, epoxy nozzle, gloves and instructions.	\$460.00	12+ \$439.75	each
 WTR-RCF-10	Components: (3) 10.5 Foot Carbon Fiber Straps (3) Tubes of Rhino Epoxy Adhesive (3) Sill Plate Brackets (3) Shear Pin Kits Bolts, washers, epoxy nozzle, gloves and instructions.	\$535.00	12+ \$510.30	each
 WTR-RCF-CNR	Components: (4) 10 Foot Rhino Carbon Fiber Straps (4) Tubes of Rhino Epoxy Adhesive Static Epoxy Nozzle, Gloves and Instructions.	\$484.00	12+ \$462.75	each

# Carbon Fiber Repair

ECP Product #	Description	Each Price	Quantity Price	Packaging
 WTR-RCF-CRK	Crack Repair Kit Components: (1) 9.5' of 12" Wide Carbon Fiber (2) Tubes of Rhino Epoxy Adhesive Static Epoxy Nozzle, Gloves and Instructions.	\$110.00	12+ \$105.00	each
 WTR-RCF-8BD	Crack Repair Kit Components: (1) 8' of 12" Wide Carbon Fiber (2) Tubes of Rhino Epoxy Adhesive Static Epoxy Nozzle, Gloves and Instructions.	\$183.00	12+ \$177.00	each
 WTR-RCF12-164	164' x 12" Bi-directional bulk roll kit with 30 tubes of epoxy	\$2995.00	\$2995.00	each
 WTR-RCF12-164N	164' x 12" Bi-directional bulk roll kit w/o epoxy	\$2650.00	\$2650.00	each
 WTR-RCF-CLK	Crack Lock Kit Components: (20) Concrete Crack Locks (1) Tube Of Rhino High Strength Epoxy Paste, Nozzle, Gloves, Instructions.	\$196.00	12+ \$188.50	each
 WTR-RCF-W	Rhino wipes remove epoxy and practically anything from hands and most surfaces.	\$19.99	\$109.00	6/Box
 WTR-RCF-EPX	Epoxy adhesive for carbon fiber fabric	\$40.00	\$40.00	each
 WTR-RCF-HSP	Epoxy paste for crack lock and void fill.	\$23.00	\$23.00	each

# Total Dynamic Head and Sump Pumps

**ECP Product #**

**Description**

**Each Price**

**Quantity Price**

**Packaging**

Total Dynamic Head (TDH) = Static Head (SH) + Friction Head (FH)

Determine Static Head

Static Head is the vertical height that the water rises through the discharge pipe.

SH = 10'

Determine Friction Head

Friction Head is "the equivalent length of pipe" plus the actual length of pipe multiplied by the "friction loss" divided by 100.

$$FH = \frac{(EL + VL) FL}{100}$$

Step 1. Determine Equivalent Length of Pipe

The equivalent length of pipe is determined by how many pipe fittings are required in your system.

Step 2. Determine the Vertical Pipe Length

The actual pipe length is the length of pipe running horizontally.

VL = 4'

Step 3. Determine Friction Loss

Friction loss = amount of friction from water moving through the pipe at a determined volume.

FL = 6.74

Now, enter the found values into the TDH equation

$$FH = \frac{(EL + VL) FL}{100} = FH = \frac{(24 + 4) 6.74}{100} = 1.89$$

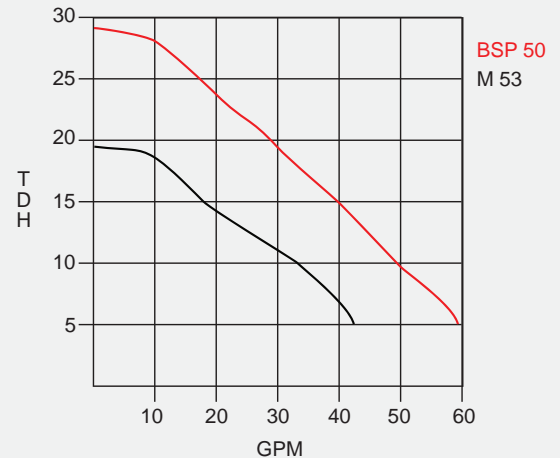
To complete the Total Dynamic Head equation, remember:

Total Dynamic Head = Static Head + Friction Head

$$TDH = 10' + 1.89' = 12'$$

At 12' TDH the BSP50 = 48 GPM and the M53 = 30 GPM

Dynamic Static Head



Pipe Fitting Equivalent

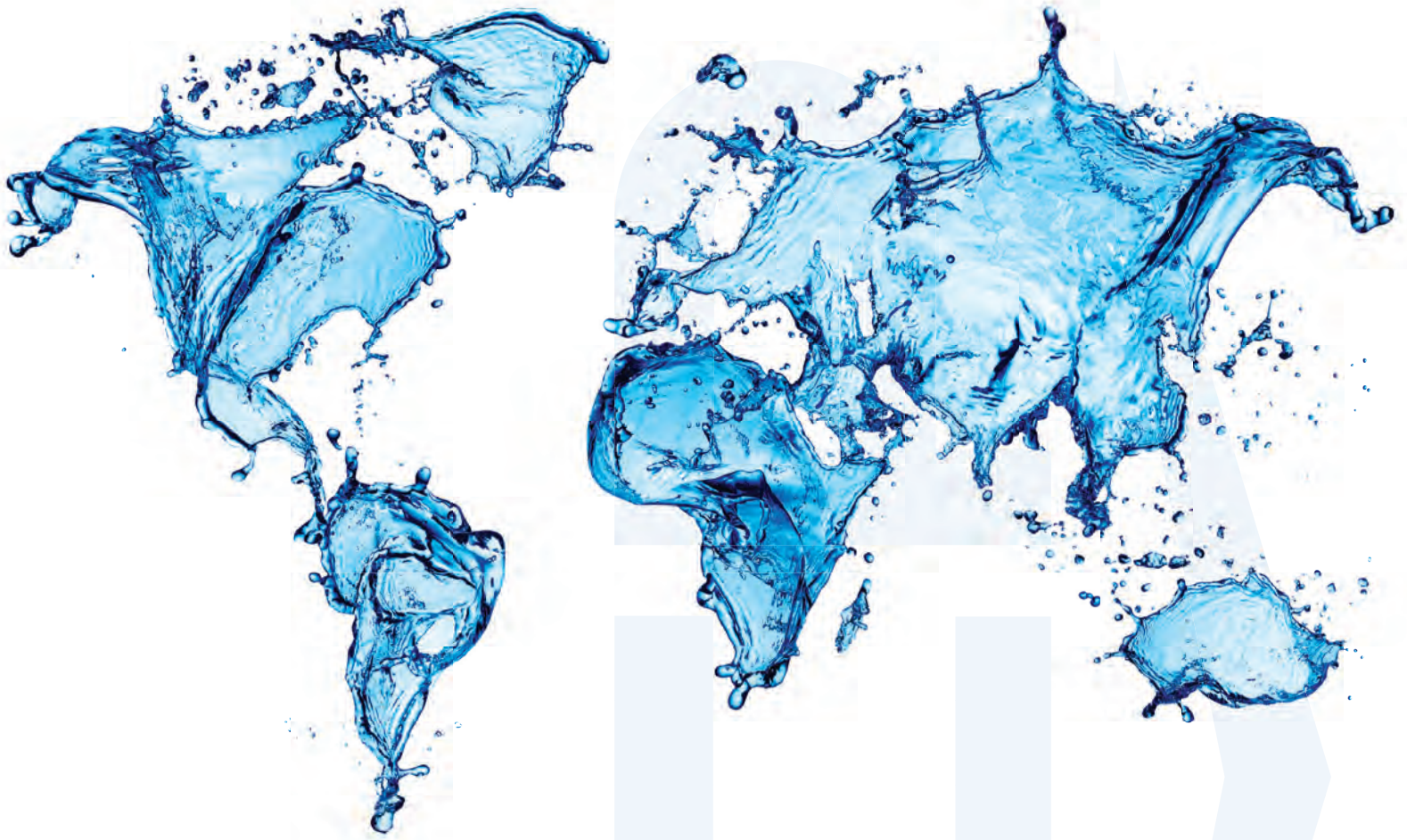
	90°	45°	Coupler	T or Wye	Check Valve
1-1/2"	4	2	1.5	8	11.5

Friction Loss of Pipe

GPA	1-1/2"
10	.88
15	1.87
20	3.18
25	4.81
30	6.74

# Notes

# Notes



1-866-327-0007

[info@getecp.com](mailto:info@getecp.com)

[www.getecp.com](http://www.getecp.com)